

MISSOURI COLLEGE STUDENTS BY LOWEST AND HIGHEST INCOME COUNTIES

Partners in Prevention (PIP) is a statewide coalition dedicated to creating healthy and safe college campuses in Missouri. PIP focuses on reducing high-risk behaviors, and tracks such progress through the implementation of the Missouri College Health Behavior Survey (MCHBS). The survey is implemented annually and collects student demographic information and reported health behaviors. Exploration of student responses from the 2013 survey identified striking differences in alcohol use and drug use when comparing students from Missouri's 10 lowest income counties to students from Missouri's 10 highest income counties who attend colleges and universities in Missouri.

BEHAVIORS

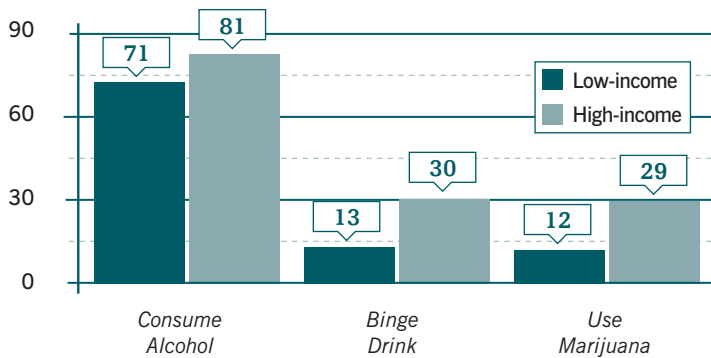
Analysis of students from the 10 lowest and the 10 highest earning counties (based on per capita income) identified significant disparities in health related behaviors. Students from the highest income counties are considerably more likely to report drinking in the past year (81%) when compared to students from the lowest income counties (71%). High income counties students are also about twice as likely to report drinking in a high-risk manner* (30%) than students from the lowest income counties (13%). Students from the more affluent areas are also more likely to report marijuana use in the past year (29% compared to 12%) as well as use of all other illicit substances (cocaine, heroin, K2, ecstasy, amphetamines, and methamphetamines).

likely to report a sense of belonging on campus (53%) or identify themselves as part of the campus community (49%) when compared to the students from the highest income counties (58% and 59%, respectively).

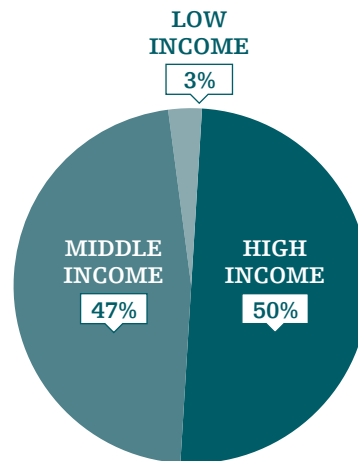
DEMOGRAPHICS

Perhaps the most telling observation from the data is the stark difference in the number of students from Missouri's highest income counties compared to those of Missouri's lowest income counties attending our state colleges and universities. Of the approximately 10,000 students surveyed in the MCHBS, only 88 (<1% of our sample) students identified as being from the 10 lowest income counties compared to over 3,400 (36% of our sample) students identified as being from the 10 highest income counties.

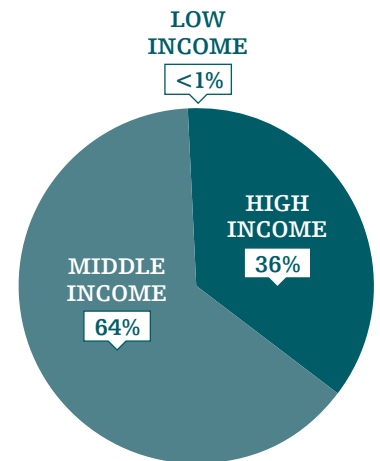
Drinking and Marijuana Use



State Population



MCHBS Sample



ACADEMICS AND SENSE OF BELONGING

According to the survey, students from the lowest income counties are more likely to report higher GPAs (low income county students: 3.40; high income county students: 3.30). Conversely, these students are less

SUMMARY

The 2013 Missouri College Health Behavior Survey indicates that more students from the 10 highest

CONTINUED ➔

income counties drank in the past year, drank in a high-risk manner, used drugs and achieved lower GPAs than students from the 10 lowest income counties. However, students from the 10 highest income counties grossly outnumber students from our 10 lowest income counties. This disparity may attribute to the students from the 10 lowest income counties reporting less of a sense of belonging and decreased feelings of being a part of the campus community.

**High-risk drinking as defined by the NIAAA when men consume 5 or more drinks, and when women consume 4 or more drinks, in about 2 hours.*

Contact Partners in Prevention at (573) 884-7551
 Report Prepared by Evan Ramsey and Dan Reilly, Partners in Prevention Research & Evaluation Staff

Funded by the Missouri Department of Mental Health, Division of Behavioral Health

Per Capita Income

Highest Income <i>(in order from 1st to 10th)</i>	Lowest Income <i>(in order from 106th to 115th)</i>
Platte County	Oregon County
St. Louis County	Ripley County
St. Charles County	Douglas County
Clay County	Shannon County
Cass County	Texas County
Cole County	Pemiscot County
Camden County	Carter County
Ray County	Mississippi County
Jackson County	Wright County
Boone County	Cedar County

**2010 United States Census, American Community Survey.*